
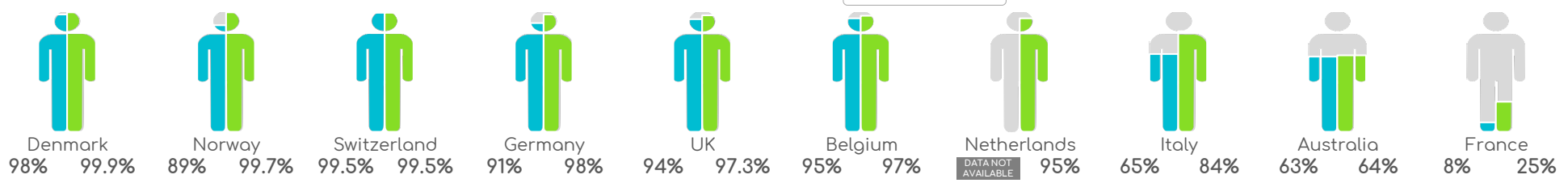


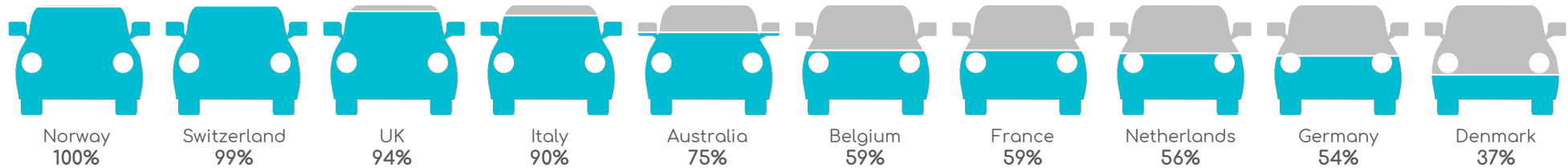
CUMULATIVE DAB / DAB+ RECEIVER SALES (INCLUDING LINE FIT AUTOMOTIVE) 2008 - H1 2020



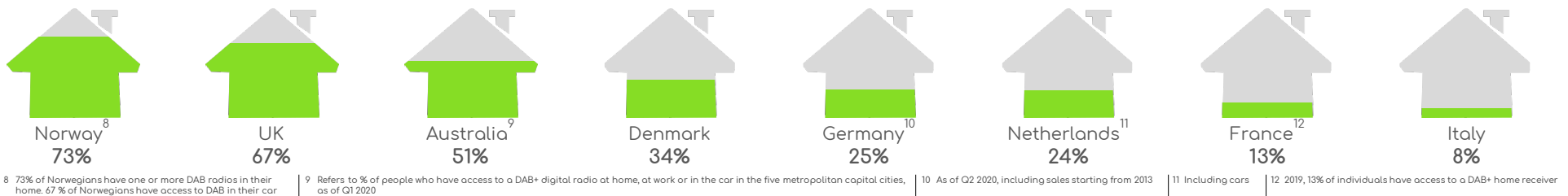
TOTAL DAB / DAB+ NETWORK COVERAGE (% OF POPULATION) 2013 VS 2020



% NEW CARS W / DAB / DAB+

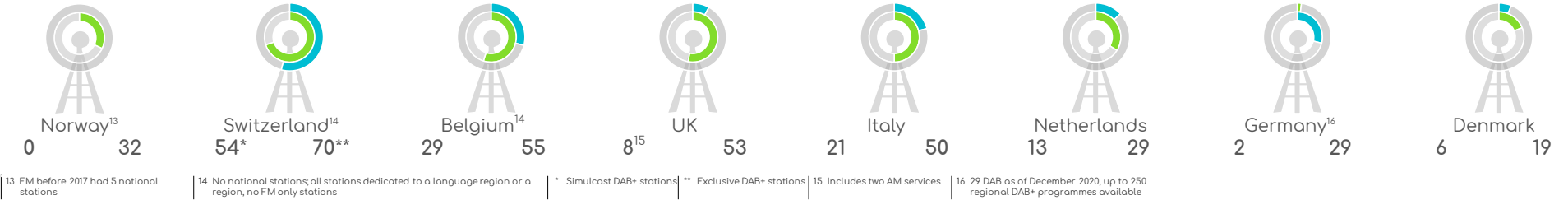


DAB / DAB+ HOUSEHOLD RECEIVER PENETRATION

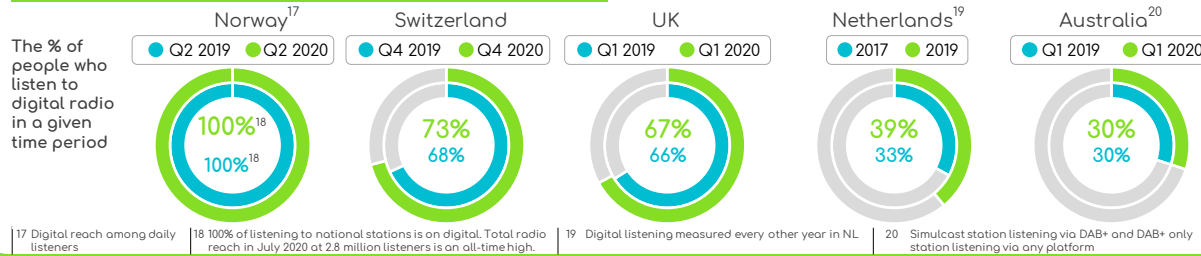


NUMBER OF NATIONAL STATIONS ON FM VS DAB / DAB+

● FM ● DAB

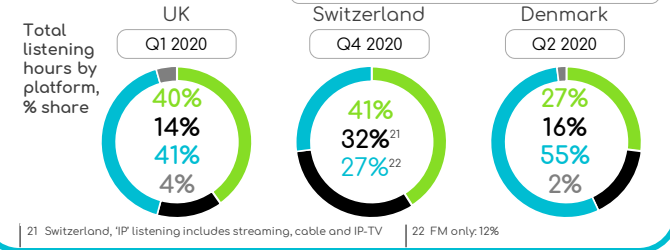


DIGITAL RADIO REACH ALL PLATFORMS



DAB / DAB+ SHARE

● DAB ● IP ● AM / FM ● DTV / other digital



EMERGING MARKETS % POPULATION

Algeria	Trial DAB+ 7% coverage	Luxembourg	Trial DAB+ 75% coverage	South Africa	Trial DAB+ Johannesburg, Pretoria and Cape Town
Austria	Regular DAB+ 83% coverage	N. Macedonia	Trial DAB+ Skopje	Sweden	Regular DAB+ 43% coverage
Azerbaijan	Regular DAB+ 30% coverage	Poland	Regular DAB+ 66% coverage	Tunisia	Regular DAB+ 75% coverage
Croatia	Trial DAB+ 88% coverage	Qatar	Regular DAB+	Thailand	Trial DAB+ Bangkok April 2019-2023, 14% coverage
Czech Rep.	Regular DAB+ 95% coverage	Romania	Trial DAB 10.4% coverage	Turkey	Trial DAB+ 30% coverage
Greece	Regular DAB+ Athens, Thessaloniki and Patras	Serbia	Trial DAB+ 78% coverage	UAE	DAB+ receiver specifications published
Indonesia	Trial DAB+ Jakarta, Batam and Surabaya	Slovakia	Trial DAB+ 46% coverage	Ukraine	Regular DAB+ 7% coverage
Kuwait	Regular DAB+ 100% coverage	Slovenia	Regular DAB+ 85% coverage	Vietnam	Trial DAB+ Hanoi and Ho Chi Minh