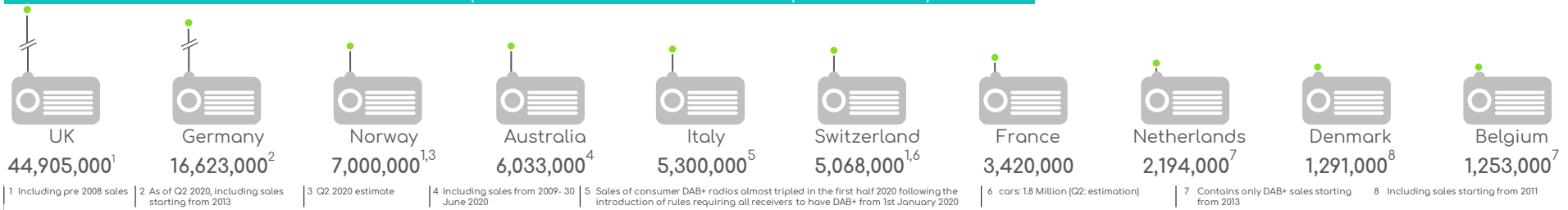
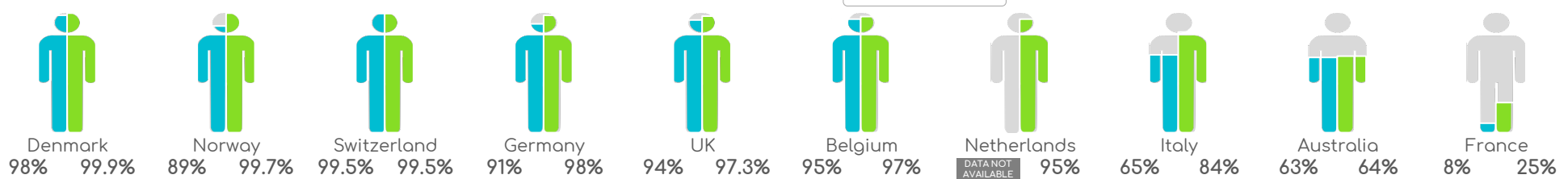


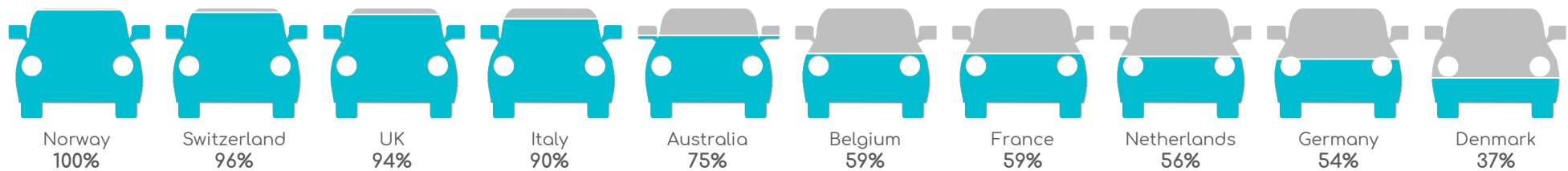
## CUMULATIVE DAB / DAB+ RECEIVER SALES (INCLUDING LINE FIT AUTOMOTIVE) 2008 - H1 2020



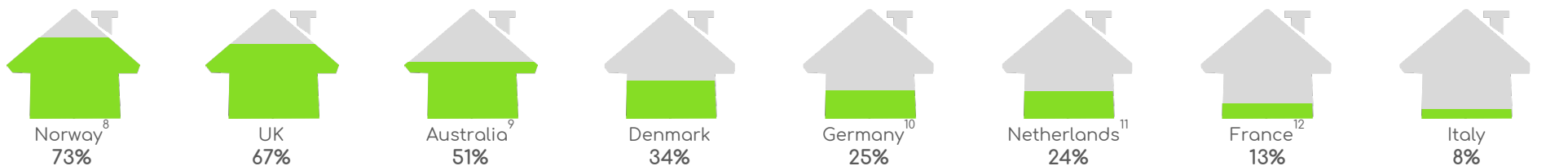
## TOTAL DAB / DAB+ NETWORK COVERAGE (% OF POPULATION) 2013 VS 2020



## % NEW CARS W / DAB / DAB+



## DAB / DAB+ HOUSEHOLD RECEIVER PENETRATION



<sup>8</sup> 73% of Norwegians have one or more DAB radios in their home. 67 % of Norwegians have access to DAB in their car

<sup>9</sup> Refers to % of people who have access to a DAB+ digital radio at home, at work or in the car in the five metropolitan capital cities, as of Q1 2020

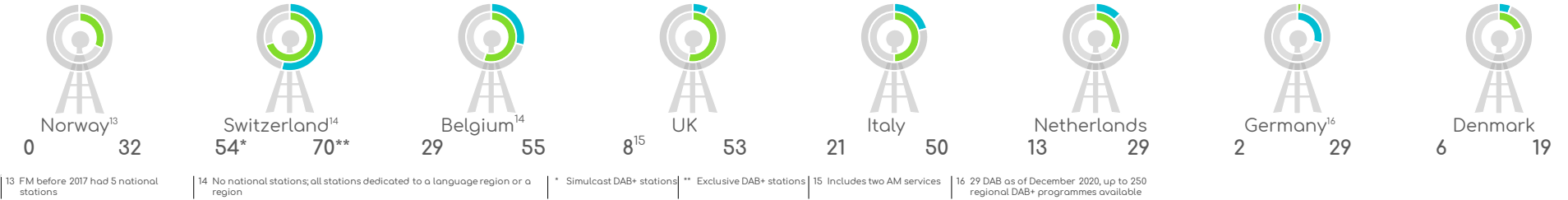
<sup>10</sup> As of Q2 2020, including sales starting from 2013

<sup>11</sup> Including cars

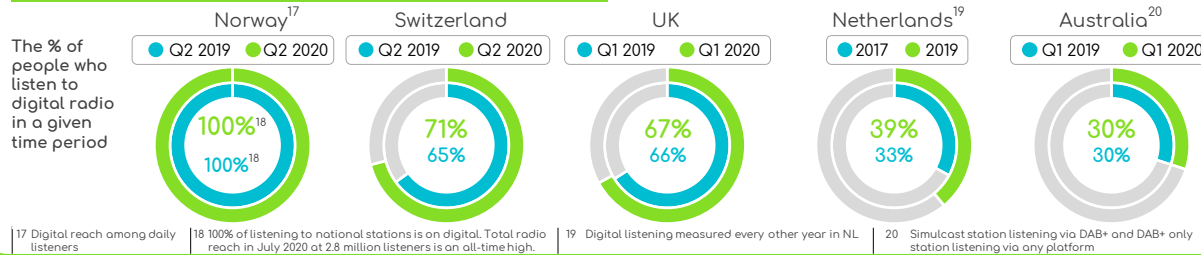
<sup>12</sup> 2019, 13% of individuals have access to a DAB+ home receiver

## NUMBER OF NATIONAL STATIONS ON FM VS DAB / DAB+

● FM ● DAB

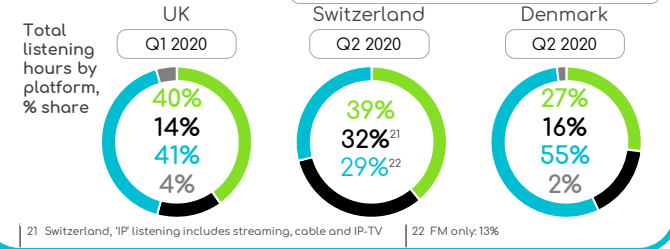


## DIGITAL RADIO REACH ALL PLATFORMS



## DAB / DAB+ SHARE

● DAB ● IP ● AM / FM ● DTV / other digital



## EMERGING MARKETS % POPULATION

Algeria	Trial DAB+ 7% coverage	Luxembourg	Trial DAB+ 75% coverage	South Africa	Trial DAB+ Johannesburg, Pretoria and Cape Town
Austria	Regular DAB+ 83% coverage	N. Macedonia	Trial DAB+ Skopje	Sweden	Regular DAB+ 43% coverage
Azerbaijan	Regular DAB+ 30% coverage	Poland	Regular DAB+ 56% coverage	Tunisia	Regular DAB+ Q3 2020 75% coverage
Croatia	Trial DAB+ 88% coverage	Qatar	Regular DAB+	Thailand	Trial DAB+ Bangkok April 2019-2023, 14% coverage
Czech Rep.	Regular DAB+ 95% coverage	Romania	Trial DAB 10.4% coverage	Turkey	Trial DAB+ 30% coverage
Greece	Regular DAB+ Athens, Thessaloniki and Patras	Serbia	Trial DAB+ 78% coverage	UAE	DAB+ receiver specifications published
Indonesia	Trial DAB+ Jakarta, Batam and Surabaya	Slovakia	Trial DAB+ 34% coverage	Ukraine	Regular DAB+ 7% coverage
Kuwait	Regular DAB+ 100% coverage	Slovenia	Regular DAB+ 85% coverage	Vietnam	Trial DAB+ Hanoi and Ho Chi Minh