




DAB DIGITAL RADIO

EUROPE AND ASIA PACIFIC



CUMULATIVE DAB / DAB+ RECEIVER SALES (INCLUDING LINE FIT AUTOMOTIVE) 2008 – H1 2020



% NEW CARS W / DAB / DAB+



Norway
100%



Switzerland
96%



UK
94%



Italy
90%



Australia
75%



Belgium
59%



France
59%



Netherlands
56%



Germany
54%



Denmark
37%

TOTAL DAB / DAB+ NETWORK COVERAGE (% OF POPULATION) 2013 VS 2020


2013 2020



Denmark
98% 99.9%



Norway
89% 99.7%



Switzerland
99.5% 99.5%




Germany
91% 98%




UK
94% 97.3%



Belgium
95% 97%




Netherlands
DATA NOT AVAILABLE 95%



Italy
65% 84%



Australia
63% 64%




France
8% 25%

DAB / DAB+


1ST LEVEL % ROAD COVERAGE *

99%




Switzerland⁹
1,450 km

99%




Denmark
1,300 km

98%




Germany¹⁰
12,700 km

97%




Norway
7,500 km

95%




Netherlands
4,800 km

95%




Belgium¹¹
1,675 km

95%




Italy¹²
6,500 km

94%



Australia¹³

87%



UK¹⁴
46,000 km

* KM first level road coverage (motorways, autobahns, autostrade, autostradas, autoroutes).

However most countries also have equivalent coverage on second level routes.

9 End of 2019: All 1st level tunnels longer than 300m are fitted with DAB+

10 National mux only, regional muxes provide further coverage

11 Road coverage of DAB+ area covered Flanders and Wallonia

12 National and local muxes, no data on 2nd level routes

13 Road coverage of DAB+ markets only, covered in 8 capital cities & 1 regional area.

14 BBC National

DAB / DAB+ HOUSEHOLD RECEIVER PENETRATION



¹⁵ 73% of Norwegians have one or more DAB radios in their home. 67 % of Norwegians have access to DAB in their car

¹⁶ Refers to % of people who have access to a DAB+ digital radio at home, at work or in the car in the five metropolitan capital cities, as of Q1 2020

¹⁷ As of Q2 2020, including sales starting from 2013

¹⁸ including cars

¹⁹ 2019, 13% of individuals have access to a DAB+ home receiver

NUMBER OF NATIONAL STATIONS ON FM VS DAB / DAB+

FM DAB




Norway²⁰
0 32



Switzerland²¹
54 * 70 **



Belgium²¹
29 55



UK²²
8 53




Italy
21 50



Netherlands
13 29



Germany²³
2 29



Denmark
6 19

²⁰ FM before 2017 had 5 national stations

** exclusive DAB+ stations

²¹ No national stations; all stations dedicated to a language region or a region

²² includes two AM services

* simulcast DAB+ stations

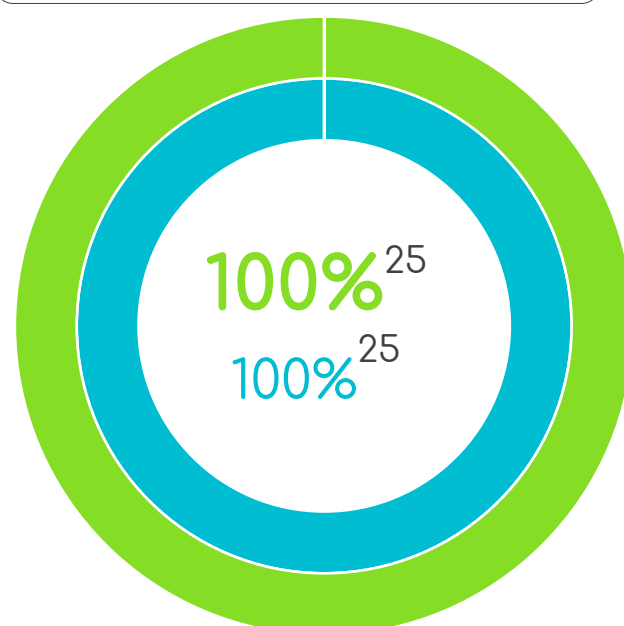
²³ up to 250 regional DAB+ programmes available

DIGITAL RADIO REACH ALL PLATFORMS

the % of people who listen to digital radio in a given time period

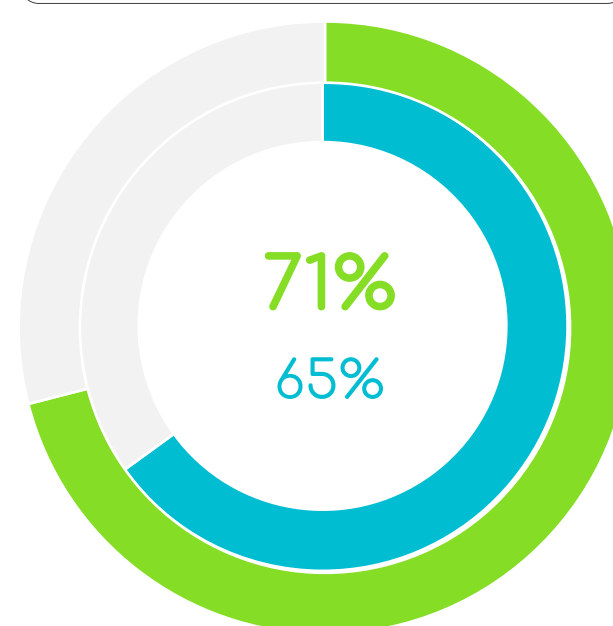
Norway²⁴

● Q2 2019 ● Q2 2020



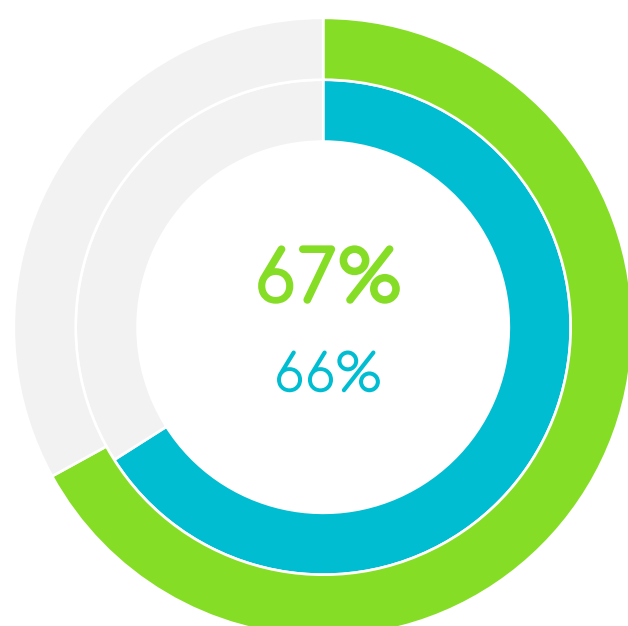
Switzerland

● Q2 2019 ● Q2 2020



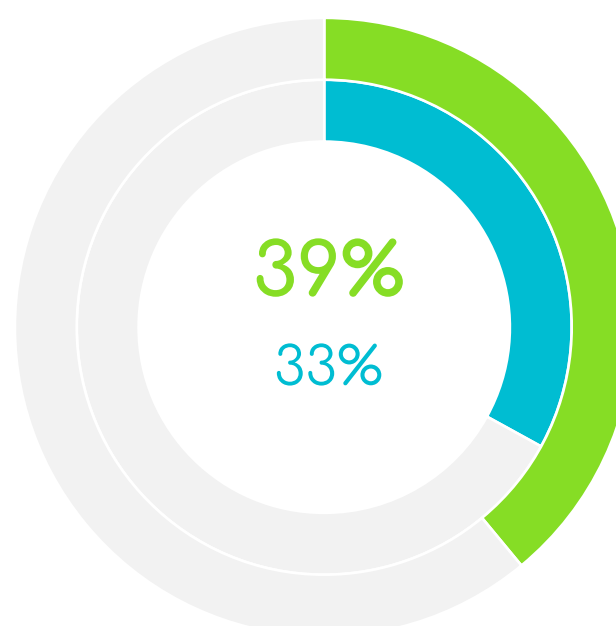
UK

● Q1 2019 ● Q1 2020



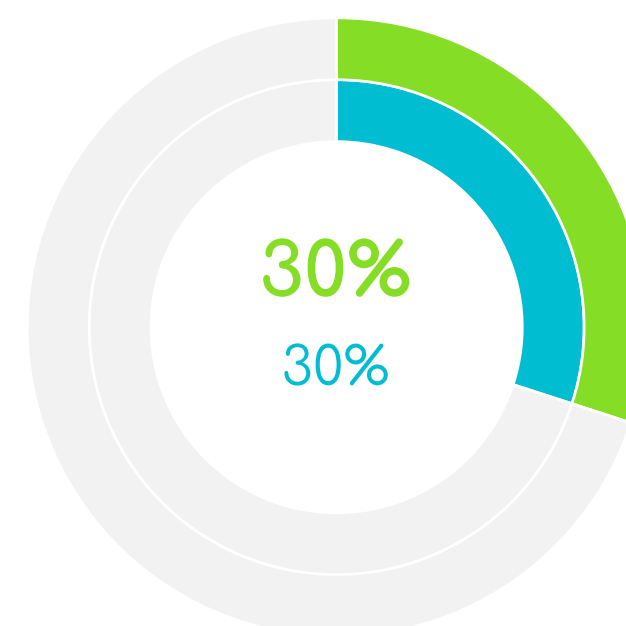
Netherlands²⁶

● 2017 ● 2019



Australia²⁷

● Q1 2019 ● Q1 2020



24 Digital reach among daily listeners

25 100% of listening to national stations is on digital. Total radio reach in July 2020 at 2.8 million listeners is an all-time high.

26 Digital listening measured every other year in NL

27 Simulcast station listening via DAB+ and DAB+ only station listening via any platform

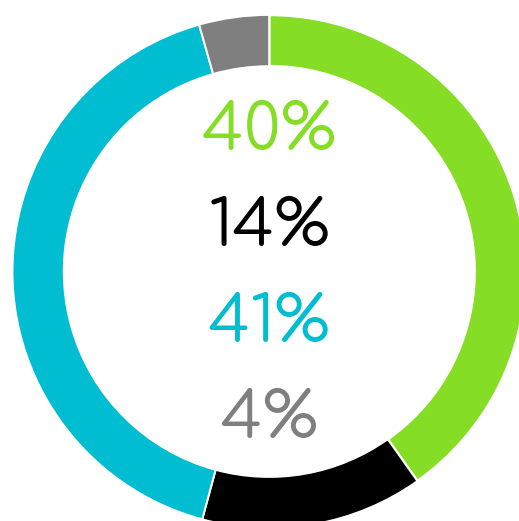
DAB / DAB+ SHARE



Total listening hours by platform, % share

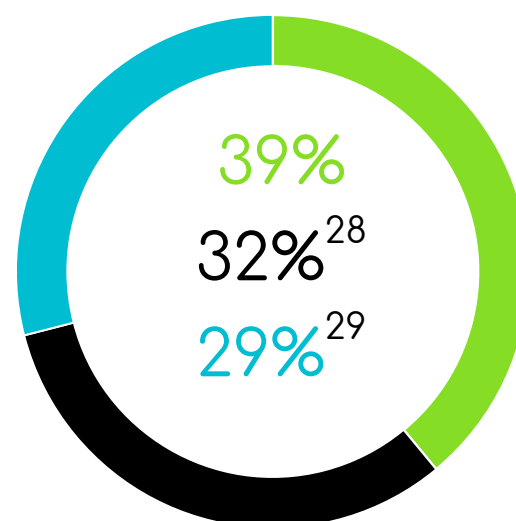
UK

Q1 2020



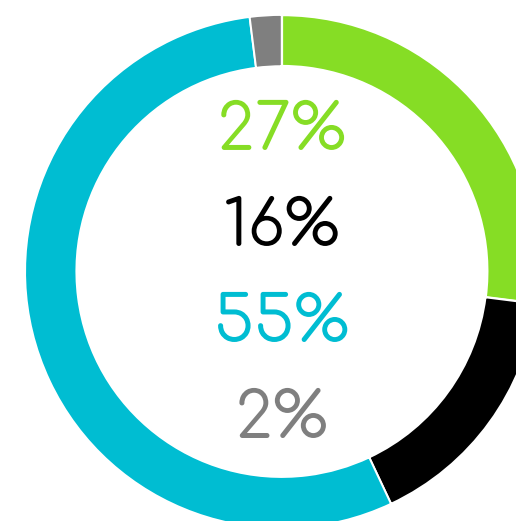
Switzerland

Q2 2020



Denmark

Q2 2020



● DAB
 ● IP
 ● AM / FM
 ● DTV / other digital

EMERGING MARKETS

% POPULATION COVERAGE

Algeria



Trial DAB+
7% coverage

Austria




Regular DAB+
83% coverage

Azerbaijan



Regular DAB+
30% coverage

Croatia



Trial DAB+
88% coverage

Czech Rep.



Regular DAB+
95% coverage

Greece



Regular DAB+
Regular DAB+
Athens,
Thessaloniki and
Patras

Indonesia



Trial DAB+
Jakarta, Batam
and Surabaya

Kuwait



Regular DAB+
100% coverage

Luxembourg



Trial DAB+
75% coverage

N. Macedonia



Trial DAB+
Skopje

Poland



Regular DAB+
56% coverage³⁰

Qatar



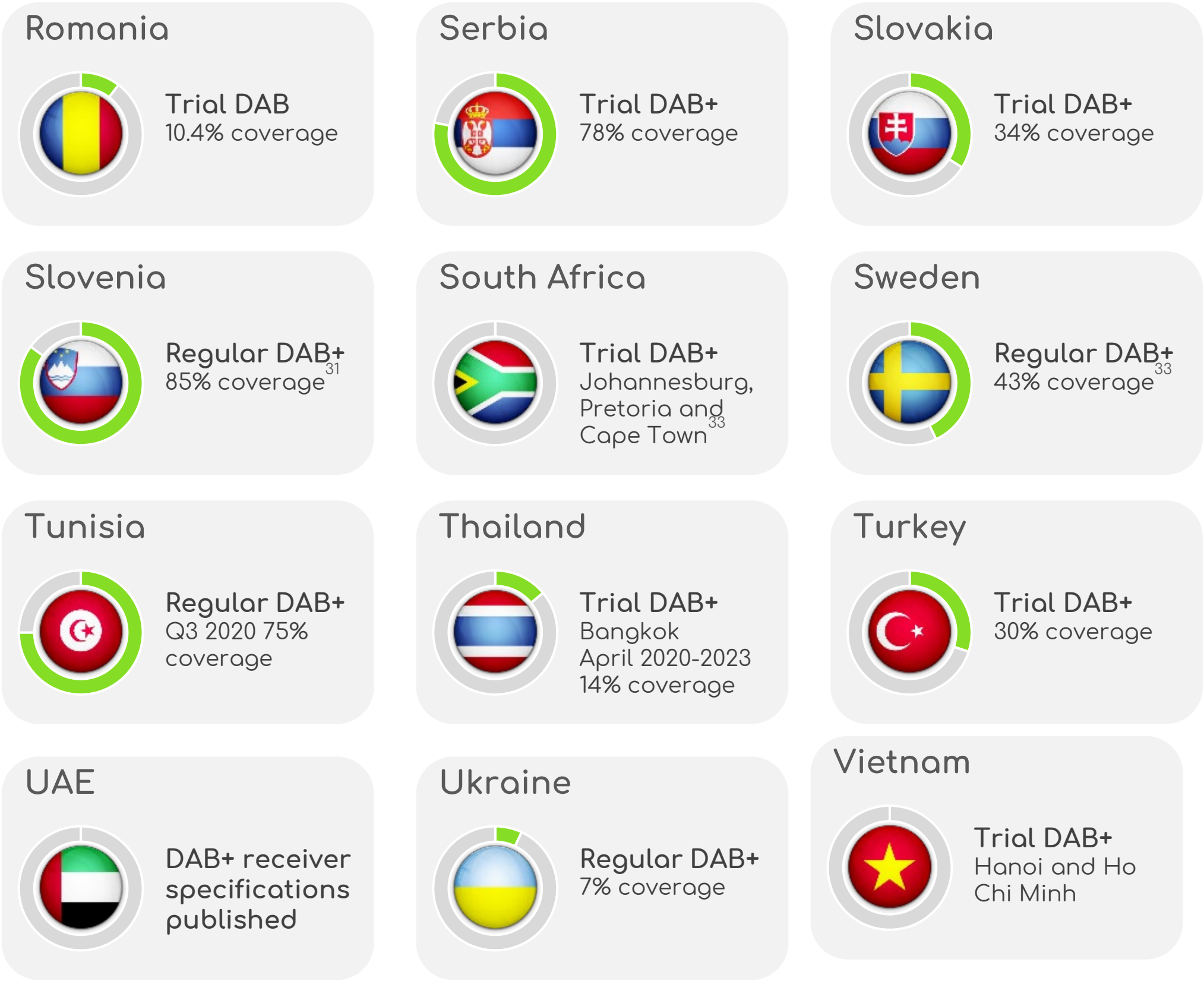
Regular DAB+

EMERGING MARKETS

% POPULATION COVERAGE

Last updated October 2020.

For a full list of sources attributable to each statistic visit the [WorldDAB website](#).



30 Population coverage of 17 Regular regional DAB+ multiplexes, 82% popn coverage by Oct 2022. 6 Trial local DAB+ multiplexes are also on air and provide additional coverage.

32 SA Government has published its policy direction on the introduction of Digital Sound Broadcasting in South Africa on 10 July 2020. DAB+ is one of the standards officially adopted.

31 New multiplexes anticipated 2020

33 Population coverage of the regular national DAB+ multiplex for NENT (commercial radio). A second regular commercial national DAB+ multiplex (Bauer Media) is reaching 35% of the population. A national DAB+ multiplex for public service (Swedish Radio) is reaching 41.8% of the population

ABOUT THIS INFOGRAPHIC

The data included in this infographic has been provided by WorldDAB members and partners including market research agencies, broadcasters, national digital radio bodies, national ministries and governmental bodies.

WorldDAB gathers the latest available data on DAB+ regarding receiver sales; new car sales; population coverage; household penetration; road coverage; national DAB+ stations; digital radio reach; listening numbers; emerging markets.

Updated and published twice a year, the WorldDAB infographic includes important data and figures on DAB+ for broadcasters, receiver and automotive manufacturers, as well as listeners.

For more information on the infographic, please visit the [WorldDAB website](https://www.worlddab.org).

For questions related to this infographic contact projectoffice@worlddab.org.

