


Government policy status

Norway – the digital switchover completed for all national radio Dec 2017 | **Switzerland** – DSO planned for 2024 at the latest¹ | **United Kingdom** – on 13 May 2019, the UK Government announced that they will begin a review of digital radio in the coming weeks which will conclude in the middle of 2020 | **Denmark** – timing of DSO to be decided when 50% of listening is digital | **Germany** – digital radio roadmap published by authorities Feb 2017 | **Netherlands** – fastest DAB+ launch, backed by Government support | **Italy** – from 2020 it will be mandatory for all radios sold to have DAB+ | **France** – all receivers will have to be DAB+ capable in 2020 as 21.3% coverage was recognised in 2018²; national coverage with the public service and the main national broadcasters will start in 2020 | **Belgium**³ – Flemish and French speaking governments committed to a digital radio future with DAB+ at its core | **Australia** – DAB+ in 6 metropolitan and 1 regional areas 65% population coverage; planning underway for other markets

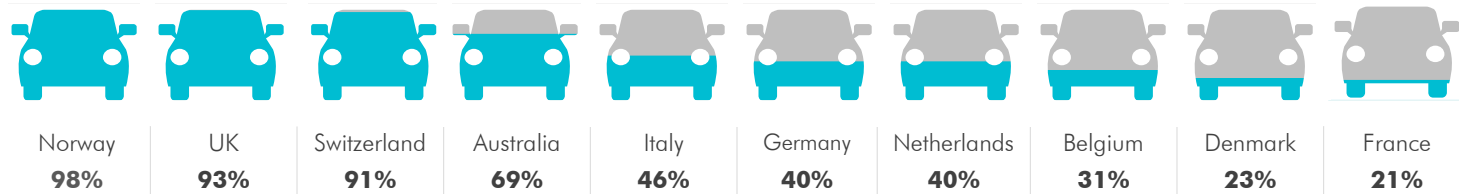
1 Commitment of the industry; communication of DSO-Date planned for Q3 2019 | 2 From January 2020 for most domestic receivers and July 2020 for automotive | 3 Belgium Fl: DAB+ official launch 1/9/2018. Belgium Fr: official launch September 2019

CUMULATIVE DAB/DAB+ RECEIVER SALES (INCLUDING LINE FIT AUTOMOTIVE) 2008 – 2018

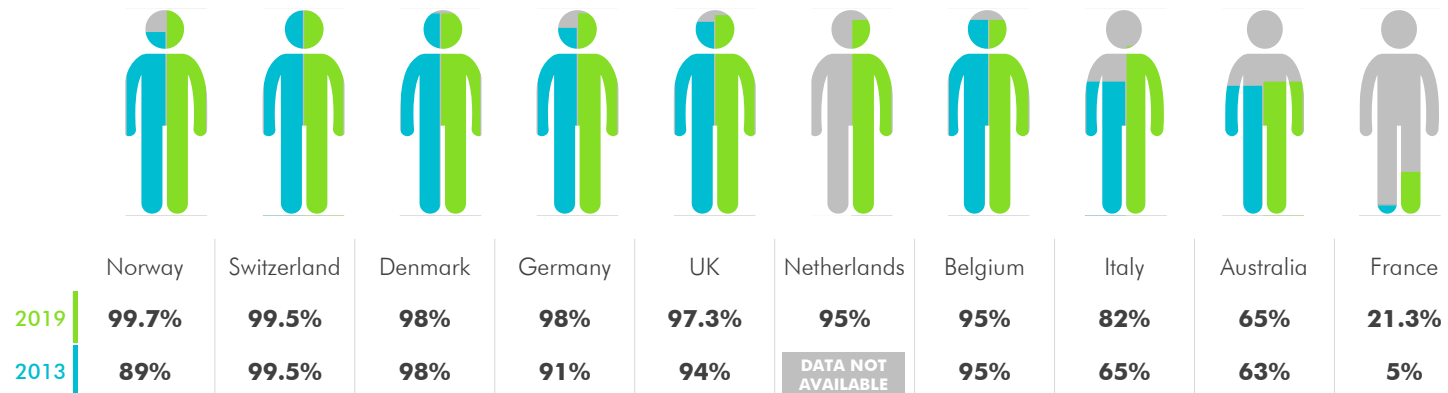


* including pre 2008 sales | 4 As of Q2 2018, including sales starting from 2013 | 5 Q1 2019 | 6 including sales from 2009-2018 | 7 including DAB+ devices and automotive line-fit sales up to Q4 2018 | 8 contains only DAB+ sales starting from 2013 | 9 including sales starting from 2011


% NEW CARS W/DAB/DAB+



TOTAL DAB/DAB+ NETWORK COVERAGE (% OF POPULATION) 2013 VS 2019

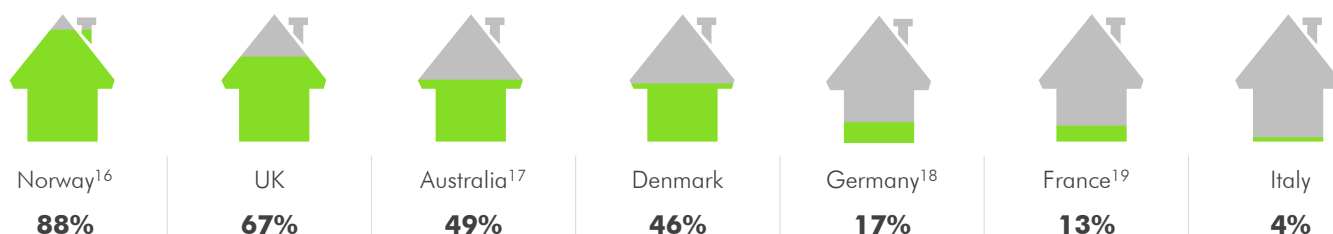


DAB/DAB+ 1st LEVEL ROAD COVERAGE *



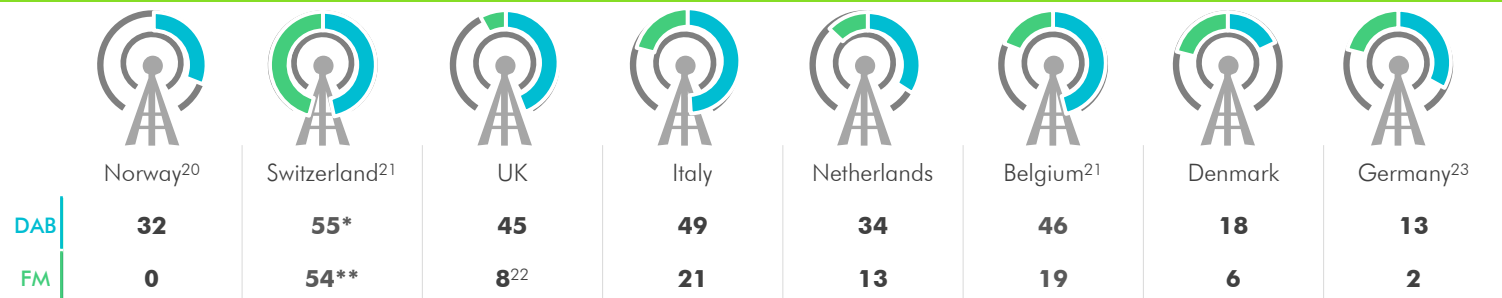
*KM 1st level road coverage (motorways, autobahns, autostrade, autostradas, autoroutes). However most countries also have equivalent coverage on 2nd level routes. | 10 Goal for the end of 2019: All 1st level tunnels longer than 300m with DAB+ | 11 National mux only, regional muxes provide further coverage | 12 Road coverage of DAB+ area covered Flanders and Wallonia | 13 Road coverage of DAB+ area covered in 6 metropolitan and 1 regional areas | 14 National and local muxes, no data on 2nd level routes | 15 BBC National

DAB/DAB+ HOUSEHOLD RECEIVER PENETRATION



16 Total digital penetration: 99% (DAB, IP or digital TV) as of Q1 2019 | 17 Refers to % of people who have access to a DAB+ digital radio at home, at work or in the car in the five major metropolitan areas, as of Q1 2019 | 18 As of Q2 2018, including sales starting from 2013 | 19 2018, 13% of individuals have access to a DAB+ home receiver

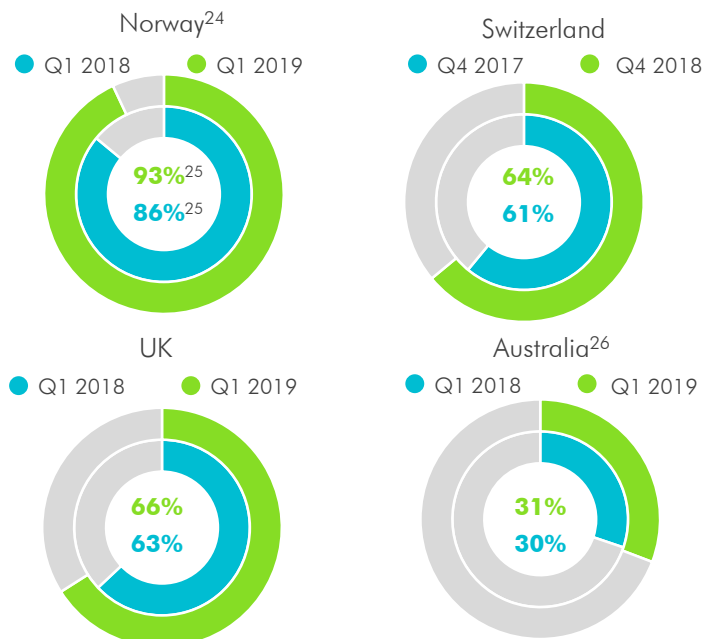
NUMBER OF NATIONAL STATIONS ON DAB/DAB+ VS FM



20 FM before 2017 had 5 national stations | 21 No national stations; all stations dedicated to a language region or a region | * exclusive DAB+ stations | ** simulcast DAB+ stations | 22 includes two AM services | 23 up to 250 regional DAB+ programmes available

DIGITAL RADIO REACH ALL PLATFORMS

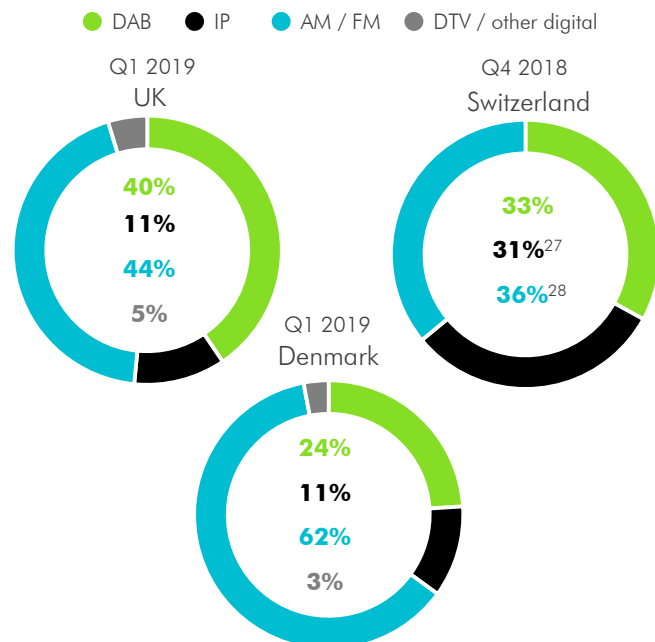
the % of people who listen to digital radio in a given time period



24 Digital reach among daily listeners | 25 Reach among daily listeners of national radio is 100% | 26 Simulcast listening via DAB+ and DAB+ only station listening via any platform

DAB/DAB+ SHARE

Total listening hours by platform, % share



27 In Switzerland, 'IP' listening includes streaming, cable and IP-TV | 28 FM only: 18%

EMERGING MARKETS



% coverage refers to population coverage

29 Expected to reach 80% by end 2019 | 30 Population coverage of Regular national DAB multiplex. A small scale Trial DAB multiplex launched in Cork in August 2018 and provides additional coverage (5.25%) | 31 Population coverage of 17 Regular regional DAB+ multiplexes. 6 Trial local DAB+ multiplexes are also on air and provide additional coverage. | 32 Strategy document for transition to digital radio expected Q2 2019 | 33 Regulator will develop the draft regulations on Digital Sound Broadcasting in the current financial year (2019/20) | 34 Population coverage of Regular national DAB multiplex. Population coverage of Regular national DAB multiplex for public service. A national DAB+ multiplex for commercial radio is currently on air covering 22% of the population on a trial basis.

DIGITAL RADIO MARKETING BODIES

Norway³⁵ – radio.no | Switzerland – dabplus.ch³⁶ | United Kingdom – getdigitalradio.com | Denmark – mereradio.dk | Germany – dabplus.de | Netherlands – digitalradio.nl | Italy – digitalradio.it | France – dabplus.fr | Australia – digitalradioplus.com.au | Austria – dabplus.at | Belgium – dabplus.be | Czech Republic – rozhlas.cz/digital & digitalradiodab.cz | Poland – polskieradio.pl | Slovenia – rtvslo.si/dab |

35 The digital switchover is completed, DRN is therefore as planned shut down | 36 Marketing campaign (2017 - 2024) of OFCOM Switzerland

For a full list of sources attributable to each statistic visit the WorldDAB website.

DAB/DAB+ RECEIVER SALES (INCLUDING LINE FIT AUTOMOTIVE) 2008 – 2018

Sources: Digital Radio Survey, Q1 2019, Kantar Media (Norway), Ofcom Switzerland, GfK (Switzerland); Weer GmbH as per per Q4 2018 (Weer GmbH is only evaluating once a year) (Switzerland automotive), GfK* (UK), SMMT/CAP UK (United Kingdom automotive), Digitisation report 2018 carried out by TNS Infratest (Germany), GfK*, 2011 – H1 2018 GfK data for Denmark does not include Tuners and Car Radios and 2011 GfK data for Denmark does not include Clock Radio and Portable Radio (Denmark), JATO Dynamics 2018, DAB+ as standard 2015 – 2018 (Denmark automotive), GfK* 2013 – 2018 (Netherlands), JATO Dynamics 2018, DAB+ as standard 2013 – 2018 (Netherlands automotive), GfK Italia CAPI survey (Italy), digitalradio.it (Italy automotive), GfK* (France), JATO Dynamics 2018, DAB+ as standard years 2015 – 2018 (France automotive), GfK* 2013 – 2018 (Belgium), JATO Dynamics 2018, DAB+ as standard years 2015 – 2018 (Belgium automotive), GfK*, data includes Smart/Mobile Phones and Portable Media Player but excludes Car Radios (aftermarket) & Tuners (Australia), Q4 2018 and Glass's Automotive Business Intelligence Dec 2018 and total sales figures supplied by vehicle manufacturers in Australia supporting DAB+ digital radio (Australia automotive)

% NEW CARS W/DAB/DAB+

Sources: Estimate by national broadcasters and Digitalradio Norway, based on general info on DAB+ availability from each car importer. Currently no local official statistic is available to track DAB+ ratio in the Norwegian market for new cars. Cars without line fit DAB-radios are given retrofit solutions locally. The estimate includes private cars only (Norway), JATO Dynamics H2 2018 (Denmark, Netherlands, France, Belgium), SMMT/CAP automotive Q4 2018 (UK), Weer GmbH (Switzerland), DAT/VDA report (Germany), JATO Dynamics 2018 and digitalradio.it (Italy), Total new vehicle sales for 12 months to 31 March 2019, as sourced from Glass's Automotive Business Intelligence, reported as a percentage of total new vehicle sold reported by FCAI (Australia)

All figures standard fit except Norway, Germany and Italy which also includes cars with DAB+ taken as an option.

TOTAL DAB/DAB+ NETWORK COVERAGE (% OF POPULATION) 2013 VS 2018

Sources: Norkring AS (Norway), BBC (UK), OFCOM (Switzerland), Media Broadcast (Germany), Cibicom (Denmark), Digital Radio NL (Netherlands), digitalradio.it (Italy), WorldDAB, CSA (France), RTBF and Norkring Belgium (Belgium), Commercial Radio Australia (Australia)

DAB/DAB+ 1st LEVEL ROAD COVERAGE*

Sources: Norkring AS (Norway), BBC (UK), SRG SSR, OFCOM, Federal Roads Office FEDRO (Switzerland), Media Broadcast (Germany), Teracom (Denmark), Digital Radio NL (Netherlands), digitalradio.it (Italy), Estimation RTBF and Norkring Belgium (Belgium), Commercial Radio Australia (Australia)

DAB/DAB+ HOUSEHOLD RECEIVER PENETRATION

Sources: Digital Radio Survey, Q1 2019, Kantar Media (Norway), Q1 2019 RAJAR/Ipsos MORI/RSMB (% of adult population claim to have access to a DAB set in their home) (United Kingdom), Digitisation report 2018 carried out by TNS Infratest (Germany), DR 2014 (Denmark), "Observatoire de l'équipement audiovisuel des foyers de France métropolitaine. Résultats de l'année 2018 pour la radio" - Médiamétrie / CSA (France), May 2019 (France), digitalradio.it (Italy), GfK Radio Ratings, Q1 2019 (S8 2018, S1-2 2019), SMBAP, Cumulative audience, Mon-Sun, 12mn to 12mn, All People 10+ (Australia)

NUMBER OF NATIONAL STATIONS ON DAB/DAB+ VS FM

Sources: WorldDAB

DIGITAL RADIO REACH - ALL PLATFORMS

Sources: GfK Radio Ratings, Q1 2018 (S8 2017, S1-2 2018), Q1 2019 (S8 2018, S1-2 2019), SMBAP, Mon-Sun 530am-12mn, All People 10+ (Australia), DigiMig Trendanalyse 02.2018 / 02.2019 (Switzerland), Digital Radio Survey, Q1 2018, Kantar Media, Digital Radio Survey, Q1 2019, Kantar Media (Norway), Q1 2018 / Q1 2019. RAJAR/Ipsos MORI/RSMB (United Kingdom)

DAB/DAB+ SHARE

Sources: DigiMig Trendanalyse 15.02.2019 (Switzerland), Q1 2019. RAJAR/Ipsos MORI/RSMB (United Kingdom), Gallup/DR, only available for public service channels (Denmark)

EMERGING MARKETS

Sources: TDA (Algeria), Verein Digitalradio Österreich (Austria), OiV (Croatia), Czech Radio, RTI cz s.r.o., TELEKO s.r.o. (Czech Republic), ERT (Greece), National Media and Infocommunications Authority Hungary (Hungary), RRI (Indonesia), RTÉ (Ireland), Ministry of Information Kuwait (Kuwait), Radio Television of Serbia (Serbia), Polish Radio (Poland), Radio Romania (Romania), VÚS (Research Institute of Posts and Telecommunications, Slovakia (Slovakia), RTV Slovenija (Slovenia), ICASA (South Africa), Swedish Radio (Sweden), WorldDAB (Tunisia), Polskie Radio (Poland), TRT (Turkey), Telecom Regulatory Authority & Emirates Standardization and Metrology Authority (United Arab Emirates), National Council of Television and Radio Broadcasting of Ukraine (Ukraine)

* GfK Point of Sales DAB+ Fusion report, inclusive of market coverage estimation extrapolation, to represent 100% sales coverage. The DAB+ Fusion report includes the product categories: Audio Home Systems, Tuners, Receivers, Clock Radios, Portable Radios, Radio Recorders and Car Radios (aftermarket). Exception in single countries apply.